

MVC 600V

Amphenol Industrial Global Operations (AIGO) offers many products and solutions for the mining market. A hazardous industry by its very nature, mine sites must rely heavily on electrical equipment. The safe and reliable transfer of electricity throughout a site is a significant concern. When looking for the best interconnect for the job, AIGO's MVC 600V cable coupler with "Rapid-Couple®" technology will not leave you guessing. The MVC 600V incorporates patented RADSOK® contact technology for higher amperage (20% greater than a standard contact), lower T-rise, less resistance and reduced mating forces.

Engineered to Amphenol's high standards for ruggedness and reliability there is no field condition in the world that can impede the MVC. Our Rapid-Couple® interlock method makes for quick and easy mating and unmating. This provides for positive mating and secure fitting covers that repel water and soil while keeping the contacts uncontaminated. The MVC 600 Volt coupler has been remarkably designed with a wide range of features and benefits that makes this the coupler of choice for the mining industry and other markets.

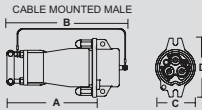
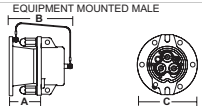
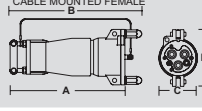
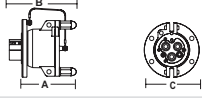
Features:


- Cast aluminum housing standard, other materials available
- Components are individually replaceable/serviceable
- Can be serviced easily in the field, equaling less downtime for repairs
- Contact Termination: Solderless (Screw Termination)
- Stainless steel Marine grade hardware, corrosion resistant, supplied as standard
- Rapid-Couple® mating technology
- Incorporates patented RADSOK® contact technology leading to 20% more current in the same size contact, while reducing mating forces
- Engineered for performance and longevity in the harshest environments
- Self-aligning housings
- Includes an extra large pilot contact to reduce nuisance faults
- Fire retardant insulators
- Designed to meet or exceed UL 1682 / CSA 22.2 No. 182
- Coupler mating is a one person operation without the need for expensive tools or closing mechanisms



The Amphenol MVC 600V coupler has a standard contact arrangement containing three insulated phase contacts, one ground contact, and one isolated ground check (pilot contact). Please consult the factory for other contact configurations.

Technical Data	
Rated Current	Up to 300 Amps
Rated Voltage	600V
Cable Size	Up to 4/0 AWG, 95mm ²

MVC 600V Amp Coupler Weights and Dimensions						
Illustration (not to scale)	Catalog Number	Dimensions				Weight
		A	B	C	D	
	MVC600P2P_ WH MVC600P2P_ BL MVC600P2P_ BL	11 1/4" 286 mm	15" 381 mm	5" 127 mm	7 1/4" 184 mm	10.0 lb 4.5 kg
	MVC600P1P_ WH MVC600P1P_ BL MVC600P1P_ BL	4" 102 mm	7 3/4" 197 mm	7 1/4" 184 mm		8.6 lb 3.6 kg
	MVC600R2S_ WH MVC600R2PS_ WH MVC600R2S_ BL	14" 356 mm	16 3/4" 425 mm	5" 127 mm	7 1/4" 184 mm	9.5 lb 4.3 kg
	MVC600R1S_ WH MVC600R1S_ WH MVC600R1S_ BL	4" 102 mm	6 3/4" 171 mm	7 1/4" 184 mm		7.5 lb 3.4 kg



How to order													
1		2		3		4		5		6		7	
MVC		8		P		2		P		C		(BL)	
Product Line		Voltage		Body Type		Mounting		Contacts		Conductor Size		Modifications	
MVC	Medium Voltage Connector	600	600V	P	Plug	1	Equipment Mount Cable Mount	P	Pin	See Table A	K	Key Interlock	
				R	Receptacle	2		S	Socket			F	Fiber Provision
												See Table B	Powder Coating Body

Table A (Conductor Size)	
Conductor	Code
#4 AWG	A
#3 AWG	B
#2 AWG	C
#1 AWG	D
1/0 AWG	E
2/0 AWG	F
3/0 AWG	G
4/0 AWG	H

Table B (Powder Coating Color)	
Color	Code
No Color	Leave Blank (Standard)
Blue	BL
Orange	OG
Red	RD
White	WH



Other Power Solutions:



Starline-EX



Amphe-Power GT



ePower

Other Markets: Tunneling, Utility & Shore Power

Notice: Specifications are subject to change without notice. Contact your nearest Amphenol Corporation Sales Office for the latest specifications. All statements, information and data given herein are believed to be accurate and reliable but are presented without guarantee, warranty, or responsibility of any kind, expressed or implied. Statements of suggestions concerning possible use of our products are made without representation or warranty that any such use is free of patent infringement and are not recommendations to infringe any patent. The user should assume that all safety measures are indicated or that other measures may not be required. Specifications are typical and may not apply to all connectors.

For further information on your individual application requirements, contact: Amphenol Corporation

North America: Amphenol Industrial Operations 180 N. Freeport Drive, Plant 4 Nogales, AZ 85621 Tel: (520) 285-5130 Fax: (520) 285-5134 Email: rpedrazzini@amphenol-aio.com	Europe: Amphenol Industrial Operations Europe Via Barbaiana 5 1-20020 Lainate (MI) Italy Tel: +39 02 93254.204 Fax: +39 02 93254.444 Email: info@amphenol-aio.com	Middle East: Amphenol Middle East Enterprises FZE Office C-37 PO Box 21107 Ajman Free Zone, UAE Tel: +9716-7422494 Fax: +9716-7422941 Email: ameeffe@eim.ae	Asia: Amphenol Technology (Zhuhai) Co., LTD No.63, Xin Han Rd., San Zao Town, Jin Wan District Zhuhai City, China 519040 Tel: +0756-3989760 Fax: +0756-3989768 www.amphenol-industrial.com
--	---	---	---

Mouser Electronics

Authorized Distributor

Click to View Pricing, Inventory, Delivery & Lifecycle Information:

[Amphenol:](#)

[10-728170](#)